



BELT BARRIER SYSTEM	406
BELT BARRIER ACCESSORIES	410
ROPE BARRIER SYSTEM	411
ROPE BARRIER ACCESSORIES	414
PARKING SAFETY SUPPLIES	416

BARRIER POLES

BELT BARRIER SYSTEM | Retractable Belt


- EN** Steel barrier pole with 2 metres retractable belt and 4 ways cross connection points for belts. With Ø320mm dome base.
- FR** Poteau séparateur en acier comprenant une sangle extensible de 2m avec dispositif de sécurité et un socle.
- PT** Poste separador em aço com fita retráctil e 4 pontos de ligação. Base arredondada com 320mm de diâmetro. Aço e plástico.
- ES** Postes separador de acero con cinta retráctil de 2m con dispositivo de seguridad y 4 puntos de conexión. Base de Ø320mm.



BARRIER POLE WITH RETRACTABLE BELT

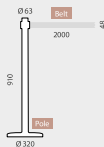


BARRIER POLE WITH RETRACTABLE BELT

	Pantone Pole Color	Pantone Belt Color	
*10.335	Yellow 1235C	Yellow 107C	x2 
*10.331	Orange 2027C	Orange 394C	
*10.336	Red 2035C	Red 206C	
*10.330	Green 323C	Green 561C	
*10.421	Blue 280C	Blue 286U	
*10.904	Black 6C	Black 3C	
*10.340	Black 6C	Red 206C	
*10.420	Grey 2162C	Grey 7537C	

INFORMATION

*mm



This Barrier Ø63mm Pole is 910mm height and it is constructed from sturdy, durable stainless steel available in 8 colors. Featuring a Ø320mm cement dome base which adds stability to the pole and 2m retractable belt (8 colors available) with security lock and built-in 4-way adaptor which expands possibilities. Easy to assemble & disassemble (for storage or transport). Ideal for higher traffic areas like lobbies, waiting areas, airports, food lines, registration offices and anywhere else you have the need to guide patrons.





POLISHED BARRIER POLE WITH RETRACTABLE BELT

4 ways cross

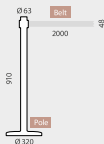
stainless steel

Ø320 dome base




INFORMATION

*mm




This Polished Stylish Barrier Ø63mm Pole is 910mm height and it is constructed from sturdy, durable stainless steel available in silver or gold color. With a Ø320mm cement dome base which adds stability to the pole and 2m retractable black belt with security lock and built-in 4-way adaptor which expands possibilities. Easy to assemble & disassemble (for storage or transport). Ideal for higher traffic areas like lobbies, airports, registration offices and anywhere else you have the need to guide patrons.



STAINLESS STEEL BARRIER POLE WITH RETRACTABLE BELT

	Pole Color	Pantone Belt Color		
★10.903		Black 3C 	x2	

STAINLESS STEEL BARRIER POLE WITH RETRACTABLE BELT

	Pole Color	Pantone Belt Color		
★10.905		Black 3C 	x2	

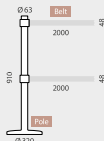


BARRIER POLE DOUBLE RETRACTABLE BELT

INFORMATION

*mm

This Barrier Ø63mm Pole is 910mm height and it is constructed from sturdy, durable stainless steel available in 3 colors blue, black or silver. With a Ø320mm cement dome base which adds stability to the pole and double 2m retractable belt built-in 4-way adaptor which expands possibilities. It is easy to assemble & disassemble (for storage or transport). Ideal for higher traffic areas like lobbies, waiting areas, airports, food lines, registration offices and anywhere else you have the need to guide patrons.








REF 10.928

REF 10.927

REF 10.926



BARRIER POLE WITH DOUBLE RETRACTABLE BELT

	Pantone Pole Color	Pantone Belt Color	Size	
★10.927	Black 6C 	Black 3C 	Ø320x910mm	x2 
★10.928	Blue 280C 	Blue 286U 	Ø320x910mm	

BARRIER POLE WITH DOUBLE RETRACTABLE BELT

	Pole Color	Pantone Belt Color	Size	
★10.926		Black 3C 	Ø320x910mm	x2 

BARRIER POLE WITH STRIPED BELT

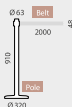


2m belt

INFORMATION

*mm

This Barrier Ø63mm Pole is 910mm height and it is constructed from sturdy, durable stainless steel available in red or yellow. Featuring a Ø320mm cement dome base which adds stability to the pole and 2m striped retractable belt and built-in 4-way adaptor which expands possibilities. Easy to assemble & disassemble (for storing or transport). Ideal for areas like hangars, warehouses, factories areas, airports, work lines and any where it is necessary to protect areas or to mark zones of prohibited access.



BARRIER POLE WITH REFILLABLE PLASTIC BASE



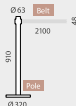
2.1 m belt

refillable plastic base

INFORMATION

*mm






This Barrier Ø63mm Pole is 910mm height is available in red or yellow color. Featuring a refillable base which adds stability to the pole and 2100mm striped retractable belt and built-in 4-way adaptor which expands possibilities. Easy to assemble & disassemble (for storing or transport). Ideal for areas like hangars, warehouses, factories areas, airports, work lines and any where it is necessary to protect areas or to mark zones of prohibited access.



BARRIER POLE WITH STRIPED BELT

	Pantone Pole Color	Pantone Belt Color	
✳13.705	Yellow 1235C	Y 108C/B 3C	 x2 
✳13.706	Red 2035C	R 185C/White	 x2 

BARRIER POLE WITH REFILLABLE PLASTIC BASE

	Pole Color	Belt Color	
✳80304YE			x6 
✳80304RD			x6 



INFORMATION

*mm

This Barrier Ø63mm Pole of small dimensions (500mm) is constructed from sturdy, durable stainless steel available in silver or black. Featuring a Ø320mm cement dome base which adds solidity to the pole and 2m black retractable belt and built-in 4-way adaptor which expands possibilities. Easy to assemble & disassemble (for storage or transport). Ideal for dealers, museums, galleries or showrooms.



SMALL BARRIER POLE WITH RETRACTABLE BELT



2m black belt



REF 10.370

500mm height



REF 10.371



SMALL BARRIER POLE WITH RETRACTABLE BELT

	Pole Color	Pantone Belt Color	
✳10.370		Black 3C	x2 

SMALL BARRIER POLE WITH RETRACTABLE BELT

	Pole Color	Pantone Belt Color	
✳10.371		Black 3C	x2 



STACKABLE BARRIER POLE WITH RETRACTABLE BELT

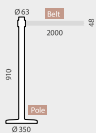
NEW



INFORMATION





*mm

This Barrier Ø63mm Pole is 910mm height and it is constructed from sturdy, durable stainless steel available in silver or black. Featuring a Ø320mm cement dome base which adds solidity to the pole and 2m black retractable belt and built-in 4-way adaptor which expands possibilities. Easy to assemble & disassemble (for storing or transport). Ideal for dealers, museums, galleries or for showrooms.







RESIST

STACKABLE BARRIER POLE WITH RETRACTABLE BELT

	Pole Color	Belt Color	Size	
	10.121	 	Ø320x910mm	x2 

STACKABLE BARRIER POLE WITH RETRACTABLE BELT

	Pole Color	Belt Color	Size	
	10.118	 	Ø320x910mm	x2 

1. fit the post slightly towards to you

2. with the help of the Foot, slide the base towards you

3. easy transport of the post due to its rolling base



RETRACTABLE BELT STANCHION WITH ROLLER

4 ways cross



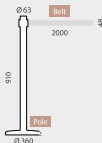
with roller base for a fast and easy transport

RESIST

INFORMATION

*mm




This silver Barrier Ø63mm Pole is 910mm height and it features a Ø360mm base with side roller which allows a quick and easy transport of the pole to any other place where it is used. Also it features a 2m retractable black belt built-in 4-way adaptor which expands possibilities. Easy to assemble & disassemble (for storing) Ideal for higher traffic areas at specific times of the day like lobbies, airports, registration offices and anywhere else you have the need to guide patrons.



ROLLER BELT STANCHION

	Pole Color	Pantone Belt Color	
	10.930	 Black 3C 	x2 

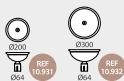
ROLLER BELT STANCHION

	Pole Color	Pantone Belt Color	
	10.929	 Black 3C 	x2 

INFORMATION

*mm

This transparent bowl is available in 2 diameters and is suitable for poles up to Ø63mm. Ideal for arranging business cards at the entrance to events, brightening queues with candy or goodies.



BOWL WITH CONNECTOR

	Bowl Diameter
*10.931	Ø 200mm
*10.932	Ø 300mm

BOWL AND CONNECTOR



INFORMATION

*mm

This 380x265mm frame features a solid support for the signage in queuing. In gold or silver color. Ideal for museums, galleries, exhibitions, showrooms or dealers.

SIGN BOARD FOR BARRIER POLE

	Color	Frame Size
*10.916		380x265mm
*10.917		380x265mm

SIGN BOARD



WALL BARRIER WITH RETRACTABLE BELT

	Pantone Pole Color	Pantone Belt Color	Belt Length
*13.700	485C	206C	2m
*13.701	Black 6C	Black 3C	2m
*13.702	7549C	107C	2m
*13.703	485C	R 185C/White	2m
*13.704	7549C	Y108C/B 3C	2m

WALL BARRIER WITH RETRACTABLE BELT



WALL BARRIER WITH RETRACTABLE BELT

	Pantone Pole Color	Pantone Belt Color	Belt Length
*13.767	Yellow/Black	Yellow/Black	3m
*13.768	Yellow/Black	Yellow/Black	5m
*13.769	Yellow/Black	Yellow/Black	10m

WALL MOUNTED TENSOROPE SUPPORT

INFORMATION

*mm

Featuring a 2m black retractable belt and a 3-way belt adaptor. Wall receiver and screws are included.



WALL MOUNTED TENSOROPE SUPPORT

	Pole Color	Belt Color	Size
*10.918			Ø63x130mm
*10.975			Ø63x130mm

SPARE PARTS

INFORMATION

*mm

Suitable as connector for retractable belts. Includes wall mounting hardware.



used as wall receiver

SPARE PARTS

	Size
*10.918P	87mm

ROPE BARRIER SYSTEM | Tulip Excelsior Barrier Pole

EN Post for lace fitted with smooth tube and base.

FR Poteau pour corde avec tube lisse et base entaillé.

PT Poste para cordão com tubo liso e base esculpida.

ES Poste para cordón con tubo liso y base entallada.



* rope is not included



4 ways ring holder

TULIP EXCELSIOR BARRIER POLE

INFORMATION

*mm

This traditional Barrier Ø50mm Pole features a royal stylish top with tulip shape. It features a 915mm high pole and it is made of a sturdy, durable stainless steel with polished chrome finish. Also, it has a Ø320mm cement dome base which adds stability to the pole and built-in 4-way ring holder. Ideal to add a touch of distinction to your controls thanks to its classic design top, so it's perfect for being used at higher traffic areas like theaters, lobbies, restaurants, airports or anywhere else you have the need to guide patrons.




stainless steel

915mm high



Ø320mm notched base

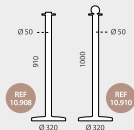
TULIP EXCELSIOR BARRIER POLE

	Base	Pole	Height	
 10.207	Ø 320mm	Ø 50mm	915mm	x2 

INFORMATION

*mm

This traditional Barrier Ø50mm Pole features flat or ball top. It is constructed from sturdy, durable stainless steel with polished chrome finish. With a Ø320mm cement dome base which adds stability to the pole and built-in 4-way ring holder. Ideal for higher traffic areas like theaters, lobbies, restaurants, airports or anywhere else you have the need to guide patrons.



CHROME ROPE BARRIER QUEUING SYSTEM

	Color	Base	Pole	Height	
✱10.908		Ø320mm	Ø50mm	910mm	x2 
✱10.910		Ø320mm	Ø50mm	1000mm	x2 

CHROME ROPE BARRIER QUEUING SYSTEM

pole:
Ø50mm

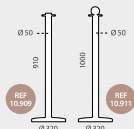


* the rope is not included

INFORMATION

*mm

This traditional Barrier Ø50mm Pole features flat or ball top. It is constructed from sturdy, durable stainless steel with polished gold finish. With a Ø320mm cement dome base which adds stability to the pole and built-in 4-way ring holder. Ideal for higher traffic areas like theaters, lobbies, restaurants, airports or anywhere else you have the need to guide patrons.



BRASS ROPE BARRIER QUEUING SYSTEM

	Color	Base	Pole	Height	
✱10.909		Ø320mm	Ø50mm	910mm	x2 
✱10.911		Ø320mm	Ø50mm	1000mm	x2 

BRASS ROPE BARRIER QUEUING SYSTEM

pole:
Ø50mm



* the rope is not included

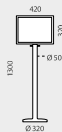




INFORMATION

*mm

This traditional Barrier Ø50mm Pole is 1300mm height and it is constructed from sturdy, durable stainless steel with polished chrome or gold finish. It features a landscape format 420x320mm frame for displaying information signages. With a Ø320mm cement dome base which adds stability to the pole and built-in 4-way ring holder. Ideal for theaters, lobbies, hotels, airports or anywhere else where you need to show information or the schedule of the event.



ROPE BARRIER QUEUING SYSTEM WITH FRAME

	Color	Base	Pole	Height	Frame Size	
✳ 10.914		Ø320mm	Ø50mm	1300mm	420x320mm x2	
✳ 10.915		Ø320mm	Ø50mm	1300mm	420x320mm x2	

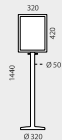
ROPE BARRIER QUEUING SYSTEM WITH LANDSCAPE FRAME



INFORMATION

*mm

This traditional Barrier Ø50mm Pole is 1440mm height and it is constructed from sturdy, durable stainless steel with polished chrome or gold finish. It features a portrait format 320x420mm frame for displaying information signages. With a Ø320mm cement dome base which adds stability to the pole and built-in 4-way ring holder. Ideal for theaters, lobbies, hotels, airports or anywhere else where you need to show information or the schedule of the event.



ROPE BARRIER QUEUING SYSTEM WITH FRAME

	Color	Base	Pole	Height	Frame Size	
✳ 10.912		Ø320mm	Ø50mm	1440mm	320x420mm x2	
✳ 10.913		Ø320mm	Ø50mm	1440mm	320x420mm x2	

ROPE BARRIER QUEUING SYSTEM WITH PORTRAIT FRAME





stainless steel


1200mm CHROME BARS FOR ROPE BARRIER

tube
Ø 20mm

ideal for terraces, banks or hotels.

INFORMATION

*mm



These bars for barrier systems are made of stainless steel with a chrome finish. They have a total length of 1200mm. Ideal for supporting and displaying graphics.

CHROME BARS FOR ROPE BARRIER

	Color	Length	Tube
*10.990		1200mm	Ø 20mm

Ø100mm CHROME RING FOR ROPE BARRIER

simple and fast assemble



INFORMATION

*mm

This Ø100mm Ring for barrier system is made of stainless steel with a chrome finish. With a 4-way design, this ring holder is ideal for being used with ropes at higher traffic areas like theaters, lobbies, restaurants or at the airports.



stainless steel



ring: Ø 100mm

CHROME RING FOR ROPE BARRIER

	Color	Ring Diameter
*10.991		Ø 100mm



EN Ropes for barrier poles.
FR Cordes pour Poteau

PT Cordões para postes.
ES Cordones para postes.

ROPES



VELOUR FINISH + SILVER HOOK

	Pantone Rope Color	End	Length	Diameter
*10.919	2035C		1500mm	Ø32mm
*10.920	Black 6C		1500mm	Ø32mm
*13.760	281C		1500mm	Ø32mm



VELOUR FINISH + GOLDEN HOOK

	Pantone Rope Color	End	Length	Diameter
*10.921	2035C		1500mm	Ø32mm
*10.922	Black 6C		1500mm	Ø32mm
*13.761	281C		1500mm	Ø32mm



BRAIDED FINISH + SILVER HOOK

	Pantone Rope Color	End	Length	Diameter
*10.923	294C		1500m	Ø32mm
*10.977	WHITE		1500m	Ø32mm
*13.762	198C		1500m	Ø32mm
*13.764	BLACK		1500m	Ø32mm
*13.766	WHITE + 198C		1500m	Ø32mm



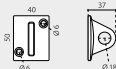
BRAIDED FINISH + GOLDEN HOOK

	Pantone Rope Color	End	Length	Diameter
*10.925	294C		1500m	Ø32mm
*10.976	WHITE		1500m	Ø32mm
*10.924	198C		1500m	Ø32mm
*13.763	BLACK		1500m	Ø32mm
*13.765	WHITE + 198C		1500m	Ø32mm

INFORMATION

*mm

This metallic hanger are suitable for wall mounting. Featuring 2 colors available (Silver or Gold). Ideal for being used with ropes at theaters, restaurants, events or at the airports.



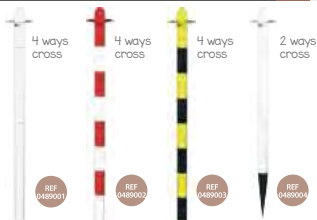
WALL HANGER

	Finish	Size
*13.446		40x50x37mm
*13.447		40x50x37mm

WALL HANGER FOR ROPES







LIGHTWEIGHT BARRIER POST




INFORMATION

These lightweight design poles come with 4-way and 2-way connecting ring. Various colors and finishes available. Ideal for areas like work lines and anywhere it is necessary to protect areas or to mark zones of prohibited or renewed access.

LIGHTWEIGHT BARRIER POST

	Color	Pole	Top	Height
✦ 0489001		Ø 50mm	Ø 30mm	900mm
✦ 0489002		Ø 50mm	Ø 30mm	900mm
✦ 0489003		Ø 50mm	Ø 30mm	900mm
✦ 0489004		Ø 40mm	Ø 40mm	800mm

WATER BASE - RUBBER BASE




INFORMATION

These bases are the best complement for light barrier posts, there are two different models, one made of plastic and refillable with 4l of water. The other one is manufactured in rubber and with dimensions of 270x270mm.

BASES

	Size
✦ 0489005	Square - 270x270mm
✦ 0489006	Round - Ø300mm


FLEXIBLE BOLLARD



INFORMATION

This flexible bollard is suitable for mounting on any surface. It is made of polyurethane and has a reflective band to improve its visibility. Thanks to its flexibility, this bollard always recovers its initial position once it has been hit.

FLEXIBLE BOLLARD

	Height	
80.302	750mm	

PORTABLE POST



INFORMATION

These portable post features a 6kg rubber base. It has a highly visible reflective band and it is suitable for tape or chain. Ideal for work lines and anywhere it is necessary to protect areas or to mark zones of prohibited or renewed access.



FLEXIBLE BOLLARD

	Height
80.301	1100mm

INFORMATION

This cone is made of polyethylene and features a 110mm reflective band.

CONES

	Color	Height	Base	Weight	
4761002		300mm	220x220mm	0.25kg	x10 

REFLECTIVE CONES WITH RUBBER BASE

made of polyethylene

INFORMATION

These cones are made of polyethylene and feature an horizontal highly visible reflective band. 3 sizes are available.






REF 80.513

REF 80.512

REF 80.511

REFLECTIVE CONES WITH RUBBER BASE

	Color	Height	Base	Base Weight
80.513		500mm	280x280mm	1.5kg
80.512		750mm	380x380mm	2.5kg
80.511		1000mm	490x490mm	5.0kg

REFLECTIVE CONE

one piece polyethylene cone



COLLAPSIBLE CONES WITH REFLECTIVE COLLARS

3 sizes available

INFORMATION

These Collapsible cones are made of nylon and feature a base of ABS. 2 reflective bands are included. 3 sizes available.






REF 80.501

REF 80.502

REF 80.503

COLLAPSIBLE CONES WITH REFLECTIVE COLLARS

	Color	Height	Base	Base Weight
80.501		400mm	243x243mm	0.55kg
80.502		500mm	243x243mm	0.55kg
80.503		700mm	340x340mm	0.95kg

CAUTION CONE

INFORMATION

These Caution Cones are made of polypropylene with yellow finish. 2 models available, with slippery floor prevention signage or without it.



REF 80.604

REF 80.603

CAUTION CONE

	Base	Height	Weight
80.603	280x280mm	670mm	1.1kg
80.604	280x280mm	670mm	1.1kg

CAUTION "A" BOARD

INFORMATION

The Caution "A" Board is made of polypropylene with yellow finish. 2 models available, with slippery floor prevention signage or without it.




REF 80.602

REF 80.601

CAUTION "A" BOARD

	Size	Weight
 80.601	250x300x620mm	0.6kg
 80.602	250x300x620mm	0.6kg

PLASTIC CHAIN








0489011
0489012
0489008
0489009
0489010

INFORMATION

These 25m chains are made of polyethylene. 2 widths and 3 colors available.

PLASTIC CHAIN

	Color	Width	Length	
0489011		5mm	25m	
0489012		5mm	25m	
0489008		8mm	25m	
0489009		8mm	25m	
0489010		8mm	25m	

TAPE SIGNALLING



INFORMATION

These 200m length tapes are 80mm width. 2 colors available (black/yellow striped or red/white striped). Ideal to mark zones of prohibited or renewed access.

WARNING TAPES

	Color	Width	Length	
0479001		80mm	200m	x5 
0479004		80mm	200m	

CHAIN CONNECTORS

INFORMATION

These chain connectors are made of white plastic and there are 2 sizes available. They are ideal for being used with chains and cones or with poles.



CHAIN CONNECTORS

	Width	
0489015	5mm	x25 
0489014	8mm	



BARRIER POST - CONE TOPS



INFORMATION

These Tops are suitable for being used with chains and posts or cones. 2 colors.

BARRIER POST-CONE TOPS

	Colors	
0489024		x10 

CONE TOPPER WITH RETRACTABLE BELT

INFORMATION

This cone topper is suitable for cones above 3kg weight. It features a 3m length and retractable red/white striped belt. Ideal to mark zones of prohibited or renewed access.



3 m belt length

CONE TOPPER WITH RETRACTABLE BELT

	Belt Length
80.516	3m

FLASHLIGHT FOR TRAFFIC CONES

INFORMATION

This cone topper is ideal to improve the visibility of cones. It has a diameter of Ø20mm. Ideal for signalling areas delimited by cones in low light conditions.



batteries not included

FLASHLIGHT FOR TRAFFIC CONES

	Diameter	
80.504	8mm	




STOP/GO SIGN PADDLE

INFORMATION

This sign is double-sided. One side has the "Stop" sign and the other one has the "one-way traffic" sign.



STOP/GO SIGN PADDLE


	Size		
0080011	590x300mm	x3 	

RED TRAFFIC BATON



INFORMATION

This LED baton features 3 operation modes: flashing light, steady light and off. It is ideal for traffic signing.



LED technology

RED TRAFFIC BATON

	Length	Diameter	
80.704	540mm	Ø40mm	

FLASHING LAMPS



INFORMATION

These LED flashing lamps are available in 2 colors. They are ideal to mark zones of prohibited access.



FLASHING LAMPS

	Color	LED Quantity		
80.709		2 LEDs	x12 	
80.710		2 LEDs	x12 	

REFLECTIVE SIGN WITH HOOK

INFORMATION

This sign is made of yellow plastic and it features a Ø60mm red reflective circle. It is ideal to mark zones and for traffic signing.



Ø 60mm reflective circle

REFLECTIVE SIGN WITH HOOK

	Size
0489016	140x105mm

REAR REFLECTIVE PANEL FOR PROTRUDING LOADS

INFORMATION


This rear and reflective 500x500mm panel is suitable and perfect for protruding loads. Red and white striped.



REAR REFLECTIVE PANEL FOR PROTRUDING LOADS

	Size
00530001	500x500mm

MIRROR SUPPORTS



INFORMATION

These mirror supports have 2 sizes. One model is suitable for wall mounting, and the other one for wall or pole mounting.



MIRROR SUPPORTS

	Mirror Size	
 80.104	for Ø800mm to Wall	
 80.124	for Ø450mm and Ø600mm to Wall or Pole	

OUTDOOR MIRROR


INFORMATION

This outdoor mirror has a top cover and an adjustable viewing angle of 130°. For tubes with a min. diameter of Ø50mm (ref.80.121) or Ø70mm (ref.80.101).



hardware and anchorage included

OUTDOOR MIRROR

	Mirror Diameter	Size	
*80.101	Ø800mm	850x860x140mm	
*80.121	Ø600mm	620x630x110mm	

REFLECTIVE MIRROR

INFORMATION

This reflective mirror has a polycarbonate lens an adjustable bending angle of 130°. With red and white striped reflective bands all around the mirror.



hardware and anchorage included

REFLECTIVE MIRROR

	Mirror Diameter	Size
*80.103	Ø800mm	900x900x120mm
*80.123	Ø600mm	670x670x120mm

INDOOR MIRROR

INFORMATION

This indoor mirror has a lens made of polycarbonate. With adjustable bending angle of 130°. High impact resistance.



fixing screws included

INDOOR MIRROR

	Mirror Diameter	Size
*80.102	Ø800mm	850x850x130mm
*80.122	Ø600mm	630x630x90mm
*80.131	Ø450mm	480x480x80mm
*80.141	Ø300mm	340x340x60mm

360° MIRROR

INFORMATION

This mirror has a lens made of polycarbonate with 4 direction control and 360° angle (adjustable). High impact resistance.

fixing screws included



360° MIRROR

	Mirror Diameter	Size
*80.111	Ø650mm	730x730x400mm
*80.132	Ø450mm	540x540x320mm

180° MIRROR

INFORMATION

This mirror has a lens made of polycarbonate and 3 directions control with an adjustable bending angle of 180°. It has a high impact resistance.

fixing screws included



180° MIRROR

	Mirror Diameter	Size
*80.112	Ø650mm	730x420x380mm
*80.133	Ø450mm	540x350x300mm

90° MIRROR

INFORMATION

This mirror has a lens made of polycarbonate and 2 directions control and an adjustable bending angle of 90°. With a high impact resistance.

fixing screws included



90° MIRROR

	Mirror Diameter	Size
*80.113	Ø650mm	400x400x400mm
*80.134	Ø450mm	300x300x320mm


RESTRICT ACCESS TO PARKING SPACES



INFORMATION

Manual folding parking lock with padlock. Robust system of great resistance thanks to its three points of anchorage. Ideal for restricting access to parking spaces.

RESTRICT ACCESS TO PARKING SPACES

	Size	
0080010	400x720mm	

PARKING SPACE PROTECTOR

INFORMATION

This parking folding post is made of steel. Finish with yellow UV resistant paint for better visibility and durability. Easy to use and assembly. It features lock and keys (included). Ideal for restricting access to the parking spaces.



with lock

PARKING SPACE PROTECTOR

	Size	Tube Diameter	
80.401	610x175x100mm	Ø60mm	

SMALL WHEEL STOP



* Fixing screws are not included

INFORMATION

This wheels rubber stopper allows the parking of the vehicle without exceeding the limit of the space. Easy assembly by fixing with screws (not included).



SMALL WHEEL STOP

	Size
80.421	500x160x100mm

LARGE WHEEL STOP



* Fixing screws are not included

INFORMATION


This wheels rubber stopper allows the parking of the vehicle without exceeding the limit of the space. It can be used as a rail separator. Easy assembly by screws (not included).



LARGE WHEEL STOP

	Size
80.427	2000x150x100mm

WALL GUARD



INFORMATION

This wall guard is designed to protect the vehicle and the wall. Made of black rubber with yellow reflective band. The protector is easy and quick to mount to wall by fixing with 3 screws.



WALL GUARD

	Size
80.426	1000x160x50mm

METALLIC RAWLPLUG AND SCREW

INFORMATION

This screw made of metal and designed with expansion fit is ideal for solid materials such as walls or concrete floors. Perfect for fixing wheel stoppers or parking accessories.



METALLIC RAWLPLUG AND SCREW

	Length
80.611	50mm
80.613	70mm
80.614	90mm

STRAIGHT CORNER GUARD

INFORMATION

This straight corner is 800mm high and it is ideal for the protection of right angle corners that are prone to receive blows. It has 3 perforated on each side. Made of high strength rubber and yellow reflective vinyl for an improved visibility.



STRAIGHT CORNER GUARD

	Size
80.411	800x100x10mm

ROUNDED CORNER GUARD

INFORMATION

This straight corner is 800mm high and it is ideal for the protection of right angle corners. Featuring rounded angle. It has 3 perforated on each side. Made of high strength rubber and yellow reflective vinyl for an improved visibility.



ROUNDED CORNER GUARD

	Size
80.412	800x120x20mm

RUBBER RAMP MODULAR

INFORMATION

This Modular Ramp is 600mm wide and it is ideal for saving curbs and small slopes at parking entrances, garages, etc. The Modular Ramp is made of high strength black rubber and it is designed to support up to 5 tons of weight.



MODULAR RUBBER RAMP

	Size
80.424	600x250x100mm

RUBBER RAMP ENDCAP

INFORMATION

This Endcap Ramp has a dimension of 250x250mm and it is ideal for being used with Modular Ramp. Endcap is made of high strength black rubber and it is designed to support up to 5 tons of weight.



ENDCAP RUBBER RAMP

	Size
80.425	250x250x100mm

RUBBER CABLE AND HOSE PROTECTOR

INFORMATION

Rubber protector with plastic cover, features 5 channels for cable up to 42mm. It supports up to 10 tons. Ideal for events, fairs, works, etc.

STRAIGHT RUBBER CABLE

	Size
80.422	900x500x55mm

INFORMATION

Rubber 22,5° corner with plastic cover, features 5 channels for cable up to 42mm. It supports up to 10 tons. Ideal for events, fairs, works, etc.

22,5° CORNER RUBBER CABLE

	Size
80.423	310x500x55mm

INFORMATION

Rubber protector with plastic cover, features 2 channels for cable up to 90mm. It supports up to 40 tons. Ideal for events, fairs, works, etc.

HOSE PROTECTOR

	Size
80.428	900x615x105mm

CABLE PROTECTOR PLASTIC



40x13mm channel



INFORMATION

Protector made of polyurethane with a cable channel of 40x13mm. Simple installation through "L" connections, without tools. Supports up to 1.5 tons. Ideal as an economic solution, ideal for shopping centers, construction areas, garages ...

PLASTIC CABLE PROTECTOR

	Size	Channel Size
80.429	1000x140x20mm	40x13mm

PORTABLE SPEED BUMP




carrying bag included



INFORMATION

Easy installation, can be folded in seconds to be able to transport it to another place. Made of polyurethane, supports up to 20 tons. Includes transport bag.

PORTABLE SPEED BUMP

	Size	
80.417	3000x250x25mm	

durable rubber



SPEED BUMP 35mm HEIGHT



INFORMATION

Black rubber Reducer Stand-alone 500mm piece. Resistance to humidity and high temperatures.

INFORMATION

Yellow rubber Reducer Stand-alone 500mm piece. Resistance to humidity and high temperatures.

INFORMATION

Black corner rubber Reducer Stand-alone piece. Resistance to humidity and high temperatures.

35mm HEIGHT BLACK BUMP

	Size
80.413N	500x250x35mm

35mm HEIGHT YELLOW BUMP

	Size
80.413A	500x250x35mm

35mm HEIGHT ENDCAP

	Size
80.414	250x250x35mm



SPEED BUMP 50mm HEIGHT

with cat's-eye reflectors



durable rubber



INFORMATION

This speed bump is made of rubber and includes 4 cat's eye reflectors for a better visibility. Great resistance to humidity and high temperatures.

50mm HEIGHT SPEED BUMP


	Size
80.415	500x350x50mm

INFORMATION

Black corner rubber Reducer Stand-alone piece. Resistance to humidity and high temperatures. Ideal for being used with Speed Bump ref 80.415.

50mm HEIGHT ENDCAP

	Size
80.416	250x350x50mm



made of durable rubber

* Fixing screws are not included

SPEED HUMP 30mm HEIGHT



* Fixing screws are not included

INFORMATION

This 30mm high speed hump is made of durable rubber. Easy assembly by fixing with screws (not included). Great resistance to humidity and high temperatures.

30mm HEIGHT SPEED HUMP

	Size
80.418	500x600x30mm

INFORMATION

This 30mm high speed hump End is made of durable rubber. Easy assembly by fixing with screws (not included). Great resistance to humidity and high temperatures.

30mm HEIGHT ENDCUP

	Size
80.419	225x600x30mm



made of durable rubber

* Fixing screws are not included

SPEED HUMP 50mm HEIGHT



* Fixing screws are not included

INFORMATION

This 50mm high speed hump is made of durable rubber. Easy assembly by fixing with screws (not included). Great resistance to humidity and high temperatures.

50mm HEIGHT SPEED HUMP

	Size
80.431	500x600x50mm

INFORMATION

This 50mm high speed hump End is made of durable rubber. Easy assembly by fixing with screws (not included). Great resistance to humidity and high temperatures.

50mm HEIGHT ENDCUP

	Size
80.432	225x600x50mm

